



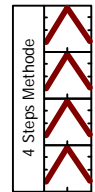
Teacher's Response to/ Request for Student's Behavior



Initiation of Activities Motivation



Time Management



Phase 1: Preparation
aims (intentions)/ partial aims

Phase 2: Demonstration
Focusing

Phase 3: Imitation
assistance/supervision, interactions

Phase 4: Exercise
assistance/supervision, interactions



Differentiation of Contents by:
Time, Level of content and Amount of help



Differentiation of Students' activities by:
Organizing (themselves) within the classroom, Contents



Work Safety

hints, control, evaluation



Symbol for YOUR Idea

sth. attracted your attention – note it down

Your Creativity !



Project - Idea

Quality of Choices actuality



Silence in the Classroom


Negation of Negation (Process of Developing the best Idea through Rejection and Collection)

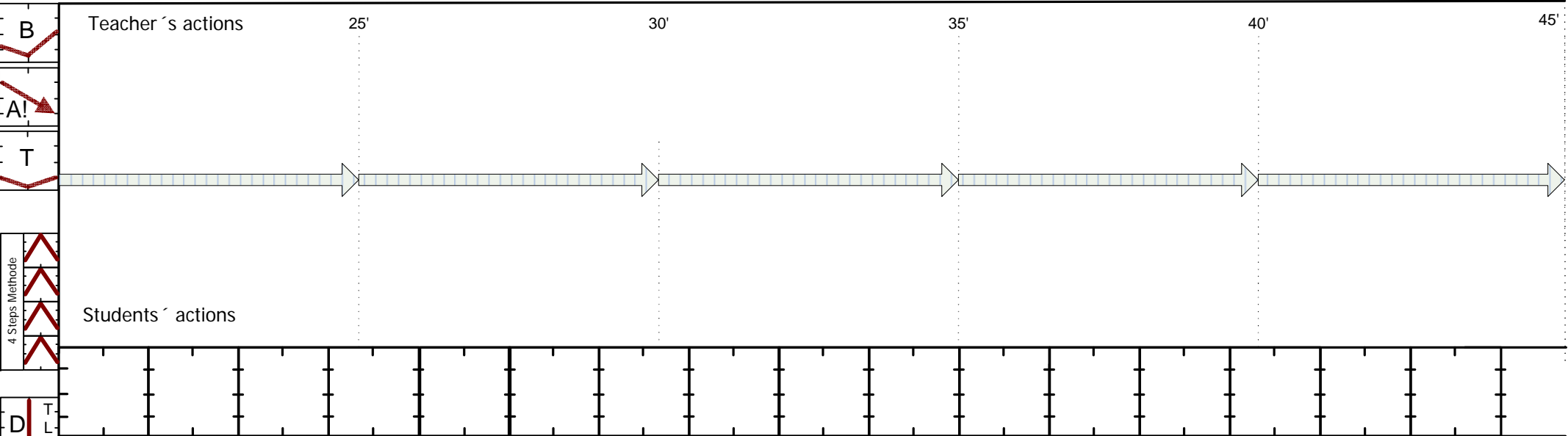
student- focused
teacher-student-interaction
positive emphasis,
negative dismission

increase of knowledge during the process of independent studying by students



	Observer	Teacher	Date, Number of Lesson of the Day	Subject / Field	Type of school																					
TIMELINE	Teacher's actions																									
	Students' actions																									
	<table border="1"> <tr> <td></td><td></td><td></td><td></td><td></td><td></td><td></td><td></td><td></td><td></td><td></td><td></td><td></td><td></td><td></td><td></td><td></td><td></td><td></td><td></td> </tr> </table>																									
	<table border="1"> <tr> <td></td><td></td><td></td><td></td><td></td><td></td><td></td><td></td><td></td><td></td><td></td><td></td><td></td><td></td><td></td><td></td><td></td><td></td><td></td><td></td> </tr> </table>																						sth.noticed? - make a note:	Indicator: Choice of Lesson's Content		
	<table border="1"> <tr> <td></td><td></td><td></td><td></td><td></td><td></td><td></td><td></td><td></td><td></td><td></td><td></td><td></td><td></td><td></td><td></td><td></td><td></td><td></td><td></td> </tr> </table>																									
	<table border="1"> <tr> <td></td><td></td><td></td><td></td><td></td><td></td><td></td><td></td><td></td><td></td><td></td><td></td><td></td><td></td><td></td><td></td><td></td><td></td><td></td><td></td> </tr> </table>																									
	<table border="1"> <tr> <td></td><td></td><td></td><td></td><td></td><td></td><td></td><td></td><td></td><td></td><td></td><td></td><td></td><td></td><td></td><td></td><td></td><td></td><td></td><td></td> </tr> </table>																									
	<table border="1"> <tr> <td></td><td></td><td></td><td></td><td></td><td></td><td></td><td></td><td></td><td></td><td></td><td></td><td></td><td></td><td></td><td></td><td></td><td></td><td></td><td></td> </tr> </table>																									
	<table border="1"> <tr> <td></td><td></td><td></td><td></td><td></td><td></td><td></td><td></td><td></td><td></td><td></td><td></td><td></td><td></td><td></td><td></td><td></td><td></td><td></td><td></td> </tr> </table>																									
	<table border="1"> <tr> <td></td><td></td><td></td><td></td><td></td><td></td><td></td><td></td><td></td><td></td><td></td><td></td><td></td><td></td><td></td><td></td><td></td><td></td><td></td><td></td> </tr> </table>																									
	<table border="1"> <tr> <td></td><td></td><td></td><td></td><td></td><td></td><td></td><td></td><td></td><td></td><td></td><td></td><td></td><td></td><td></td><td></td><td></td><td></td><td></td><td></td> </tr> </table>																									





Indicator: Interaction with Students

This section is a vertical axis for tracking interactions. It features a grid of boxes on the left side. The top row contains icons for 'D', 'T', 'L', and 'A'. The second row contains icons for 'D', 'O', 'C', and 'O'. The third row contains a 'T' icon. Below these are several empty boxes. At the bottom, there are three icons: a line graph, a staircase, and a diamond labeled 'PI'.

sth.noticed? - make a note:

Blank space for taking notes on observed events.

Interaction Plan - Classroom - workshop for self draw

This section is for planning interactions. It includes icons for various machines with associated speech bubbles:

- drilling machine
- Milling machine
- CNC turning machine
- turning machine
- workbench